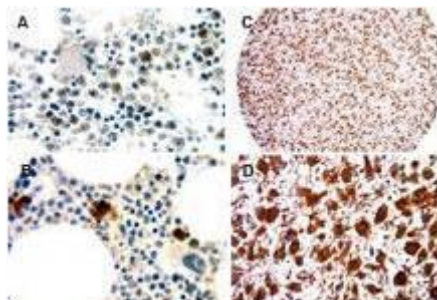


Rabbit Anti-NLRP1/NALP1 (NAC-delta)

Cat # NB-30-00511 size: 50µl



Formalin-fixed, paraffin-embedded human tissue sections probed with NALP1 antibody at 1:2000.
A, bone marrow. B, brain glioma core from a brain cancer microarray.
A1 and B1 are higher magnifications of A and B, respectively. Hematoxylin-eosin counterstain.

Description

This antibody detects NLRP1; human NLRP1 is a 1473 amino acid protein. NLRP1, a member of NALP CLR subfamily, has an N-terminal pyrin domain (PYD), followed by an NBD, LRR, and a C-terminal CARD domain. NLRP1 is a component of both the inflammasome and apoptosome, suggesting that NLRP1 has important roles in both inflammation and apoptosis. The N-terminal domain consists of transactivation, CARD, Pyrin or BIR domains, or in some cases is undefined. The CLR family, also known as the NOD family, has its ancient roots in the plant kingdom and is related to the disease resistance (R) gene family that mediates plant immune responses. However, multiple splice variants encoding distinct NLRP1 isoforms with varying amino acid lengths have been described and thus the molecular weight detected may vary depending on the isoform(s) expressed.

Product Information

Host:	Rabbit
Applications:	IP, IHC, WB
Reactivity:	Human
Clonality:	Polyclonal
Conjugation:	Unconjugated
Isotype:	IgG
Formulation:	Sera.
Dilution Range:	WB: 1:1000-1:2000 IHC (paraffin): 1:1000-1:5000 IHC (frozen): Users should optimize IP: 1:50-1:200
Storage Instruction:	Store the antibody at 4°C, stable for 6 months. For long-term storage, store at -20°C. Avoid repeated freeze and thaw cycles

Target

Gene:	NLRP1
Gene ID:	22861
Uniprot ID:	Q9C000
Immunogen:	A synthetic peptide of human NLRP1/NALP1/NAC/CARD7 (amino acids

161-180 PSSPDHESPSQESPNAPTST) was used as immunogen for this antibody

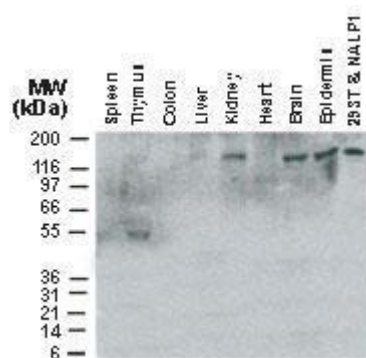
Synonyms: NLRP1, CARD7, DEFCAP, KIAA0926, NAC, NALP1

Additional information

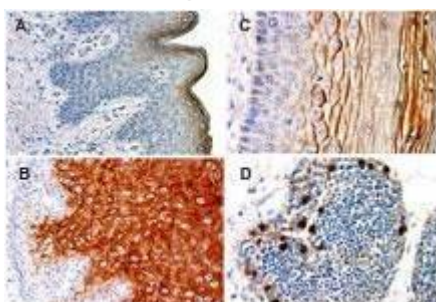
Subcellular location: Cytoplasm, Cytoplasm, Inflammasome, Nucleus

Tissue Specificity: Widely expressed (PubMed:11113115, PubMed:17164409). Abundantly expressed in primary immune cells (isoform 1 and isoform 2), including in neutrophils, monocytes/macrophages, dendritic cells (mostly Langerhans cells), and B- and T-lymphocytes (at protein level) (PubMed:15285719, PubMed:17164409). Strongly expressed in epithelial cells lining the glandular epithelium, such as that of the gastrointestinal tract (stomach, small intestine, colon), the respiratory tract (trachea and bronchi), and the endometrial and endocervical glands, gallbladder, prostate, and breast (at protein level). In testis, expressed in spermatogonia and primary spermatocytes, but not in Sertoli cells (at protein level). In the brain, expressed in neurons, in particular in pyramidal ones and in oligodendrocytes, but not detected in microglia (at protein level) (PubMed:17164409). Expressed in adult and fetal ocular tissues, including in adult and 24-week old fetal choroid, sclera, cornea, and optic nerve, as well as in adult retina and fetal retina/retinal pigment epithelium (PubMed:23349227). Highly expressed in the skin throughout the epidermis and in dermal fibroblasts, in both glabrous skin and plantar skin. It is detected in keratinocytes, but not in melanocytes. Expressed in epidermal appendages such as hair follicles (PubMed:27662089).

BioGrid: 116529. 12 interactions.



Western blot analysis of NLRP1 in adult human tissue lysates using NLRP1 antibody at 1:2000. Full-length NLRP1 protein was detected at highest levels in kidney, brain and epidermis. A smaller band was detected in thymus, possibly representing a NLRP1 breakdown product or alternatively spliced form. 293T/NALP1: positive control, 293T cells transiently transfected with full-length NLRP1.



Formalin-fixed, paraffin-embedded normal human tissue sections probed using NLRP1 antibody at 1:2000. A, epidermis. B, esophagus. C, uterine cervix. D, thymus. Hematoxylin-eosin counterstain. In A-C, NLRP1 expression is associated with differentiation in stratified epithelial of the skin, esophagus, and cervix.

For reference only

For Research Use Only. Not for Diagnostic or Therapeutic Use.

Neo-Biotech